





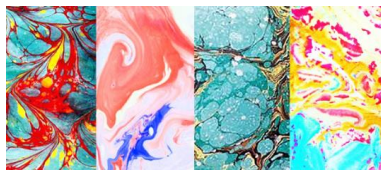


Woodgrange Reception Curriculum map

	Colour monster	Naughty bus	Billy and the dragon	Billy and the pirates	Catch that chicken	Into the wild
Core Books						
Reading spine books	<p>The boy with flowers in his hair (Jarvis)</p> <p>Ready for spaghetti - poetry collection (M Rosen)</p> <p>A best friend for Bear (P Horacek)</p>	<p>You Can't take an elephant on the Bus (P Cleveland peck)</p> <p>The witch's children and the queen (U Jones)</p>	<p>George & the dragon (C Wormell)</p> <p>We're going to find the monster (M Blackman)</p>	<p>The Night Pirates (P Harris)</p> <p>The Pirates are coming (J Condon)</p> <p>The pirate mums (J lancet Grant)</p> <p>The Pirate Tree (B Orel)</p>		
Daily core songs	<p>Letter pattern action song</p> <p>Wind the bobbin up Pat a cake Head, shoulders, knees and toes Miss polly had a dolly</p>	<p>Letter pattern action song</p> <p>I'm a little teapot Jelly on the plate The wheels on the bus</p>	<p>Twinkle little star 5 little dragons (same as 5 little ducks)</p>	<p>A Sailor Went To Sea Row, row, row your boat I climbed aboard a pirate ship</p>	<p>Spring chicken Chick chick chick chicken Old MacDonald</p>	<p>I went to the cabbages..</p>
Oracy Outcome	<p>Naming our emotions Talking about what can help when we feel e.g. happy, sad, scared.. Talking about our school environment, getting to know staff names and routines</p>	<p>Choral retelling of the story- picture prompts</p>	<p>Recorded news report</p>	<p>Choral retelling of the story</p>		<p>Choral retelling of the story- performance for parents</p>
Ed Visit/ Visitor/ event	<p>Journey to Forest Gate and Woodgrange event</p>	<p>Bus ride to Wanstead</p>	<p>Forest Gate library Fancy Dress party</p>	<p>West Ham Park</p>	<p>Mudchute farm Bluebells at Wanstead park</p>	<p>Community Garden</p>
Cooking	<p>Make sandwiches- link to party food in So Much.</p>	<p>Salt Dough Xmas decorations</p>	<p>Lunar New Year themed cooking, e.g. noodles and using chopsticks</p> <p>Make a trifle for our fancy dress party.</p>	<p>Ships biscuits (Hard Tack)</p>	<p>Invite parents to make bread with children (chapati/ flatbread/ breadsticks)</p>	<p>Farm to fork Fruit salad using food from Local farms and India. Compare the differences</p>
Writing Mark making	<p>Observe pencil grip and target fine motor</p>	<p>Master writing name with correct formation Learning to write other words</p>	<p>Party invitation</p>	<p>Spell words by identifying sounds in them and representing the sounds with a letter or letters</p>	<p>Writing words and a simple phase 2 sentence Speech bubbles for characters</p>	<p>Sentence structure, simple punctuation, extending ideas. Model pencil grip and letter</p>

everywhere all year	Learning to write name using correct letter formation	such as mum, dad (family members names) Starting to represent known sounds, particularly at the end of words, e.g. kt (cat)		Treasure maps	Label pictures	formation phase ⅔ and letter families Label animals and sounds they make Booklet at the end of term
Handwriting	Pre letter pattern handwriting song/practise on whiteboards / big paper etc Model pencil grip	Letter families introduced in x 4 a week handwriting sessions Model pencil grip Handwriting learnt in phonics	Model pencil grip Letter families introduced in x 4 a week handwriting sessions Model pencil grip Handwriting learnt in phonics	Generally forms letters correctly using a comfortable grip Develop fluency-wave patterns/ fish scales Handwriting letter formation learnt and practiced in phonics sessions	Generally forms letters correctly using a comfortable grip Handwriting letter formation learnt and practiced in phonics sessions	Generally forms letters correctly using a comfortable grip Handwriting letter formation learnt and practiced in phonics sessions
UW						
Dates to remember	Black History Month - October	12th November - Diwali 27th November - Guru Nanak's Birthday 7th - 15th Dec Hanukkah begins	10th Feb - Chinese New year	7th March - World Book day 10th April - Eid		
People, Culture & Communities ELGs: - Describe their immediate environment using knowledge from observation, discussion, stories, non-fiction texts and maps; - Know some similarities and differences between different religious and cultural communities in this country, drawing on their experiences and what has been read in class; - Explain some similarities and differences between life in this country and life in other countries, drawing on knowledge from stories, non-fiction texts and – when appropriate – maps.	Finding my way around the school (immediate environment) Who is in my family - use photos as a stimulus. Children to bring in baby photo Journey to Forest Gate project with families	Special times for me and my family – what we celebrate Diwali - make clay diva candles / dance workshop Christmas performance and workshop with families	Friendship – how can we be good friends?	Shrove Tuesday - making pancakes - why do we make pancakes? Look at globes and Atlases- mark where parents and grandparents come from Look at Islands? Look at flags	Shopkeeper roles and other people who help to give us food - farmers etc Contrasting farms in different countries. Look at a farmers role in England compared to India Look at food from India. (farm to fork India) Compare farmers houses England/India Draw a map of Mudchute farm	Community Garden - local environment - talking about what we know about where we live and our home within Forest Gate
RE WEEK	- The Good Samaritan - What happens on Buddha Day?	- What happens at Diwali? - What happens at Christmas?	- My Muslim Faith - The Donkey in the Tiger Skin	What happens at Passover - What happens at Easter?	- How do we make friends? - What happens at Eid-UI-Fitr/Adha?	The Lost Coin (story)
The Natural World ELGs: - Explore the natural world around them, making observations and drawing pictures of animals and plants - Know some similarities and differences between the natural world around them and contrasting environments, drawing on their	Me now – my height etc <u>Curiosity box?</u> Autumn watch - autumnal objects in class to spark conversation (conkers, crunchy leaves, pumpkin, scarf etc)	Autumn discussions and how our Reception trees change over time.	Winter discussions and how our Reception trees change over time. Make fat balls to feed birds in depth of winter <u>Curiosity box?</u> Winter watch - sticks, winter hat, snowflake picture,	Spring discussions and how our Reception trees change over time. <u>Curiosity box?</u> Shells	Look at changing season spring into summer Compare city life to the countryside. How are they different? Looking after eggs to chicks How I've changed since beginning school; what I've	Draw pictures of animals found in a farm. Look at animals and their offspring. What are they called? Look at changing season spring into summer

experiences and what has been read in class - Understand some important processes and changes in the natural world around them, including the seasons and changing states of matter.			pinecones,		learnt to do. Do the same with animals. <u>Curiosity box?</u> Spring watch - daffodils, chickens, wellies,	
Past and Present ELGs: - Talk about the lives of the people around them and their roles in society - Know some similarities and differences between things in the past and now, drawing on their experiences and what has been read in class - Understand the past through settings, characters and events encountered in books read in class and storytelling;	Journey to Forest Gate project with families resulting in exhibition		Long ago... once upon a time- language from stories that are set in the past	Long ago... once upon a time- language from stories that are set in the past		
Creative Development						
Art Take every opportunity to develop gross and fine motor control and dexterity and to practise pre letter shapes on different scales, surfaces and with different tools and materials	Mark making with different tools/ brushes on sticks- dark and light colours	Mark making with different tools/ brushes on sticks- dark and light Jackson Pollock Black and white patterns- paint/ draw/ cut (pre letter patterns) Fireworks pictures Mark making to music of different tempos of music Diya lamps from salt dough Clay people - waiting at the bus stop Claes Oldenburg Giant food painting	Pinch Fat cats from clay Circles (link to balloons) Beatriz Milhanzes  Marbling dragon scales	Flags- paper collage Bunting Marbling patterns moving pictures- shark fins (2024) The tempest - Peder Balke Wavy sea paintings using thick paint and wavy lines. . Hew Locke Armada	2D shapes- draw, describe, cut out- make houses from- create a village scene for display Look at Paul Klee pictures Katharina Fritsch Animal puppets collage to create a farmyard	Pinch pots with clay Junk bugs (woodwork) Paper collage leaves and flowers Matisse- The Snail
Music	Drumming - steel pans, African drums, calypso, reggae Dancing to different types of music	Songs for Winter / Christmas performance		Pirate songs	Cow's in the kitchen (This Little Puffin pg 222) I went to the farm one day Chick, chick, chick, chick chicken	Ugly bug ball
Celebration of learning	Journey to Forest Gate project Party	Winter show family making workshop	Fancy Dress party	Dress like a pirate day (West Ham park) (world book day)		Carnival